



NO AGITATION

51-551 SINGLE REGULATED
51-552 DOUBLE REGULATED

MANUAL AGITATION

51-557 SINGLE REGULATED
51-558 DOUBLE REGULATED



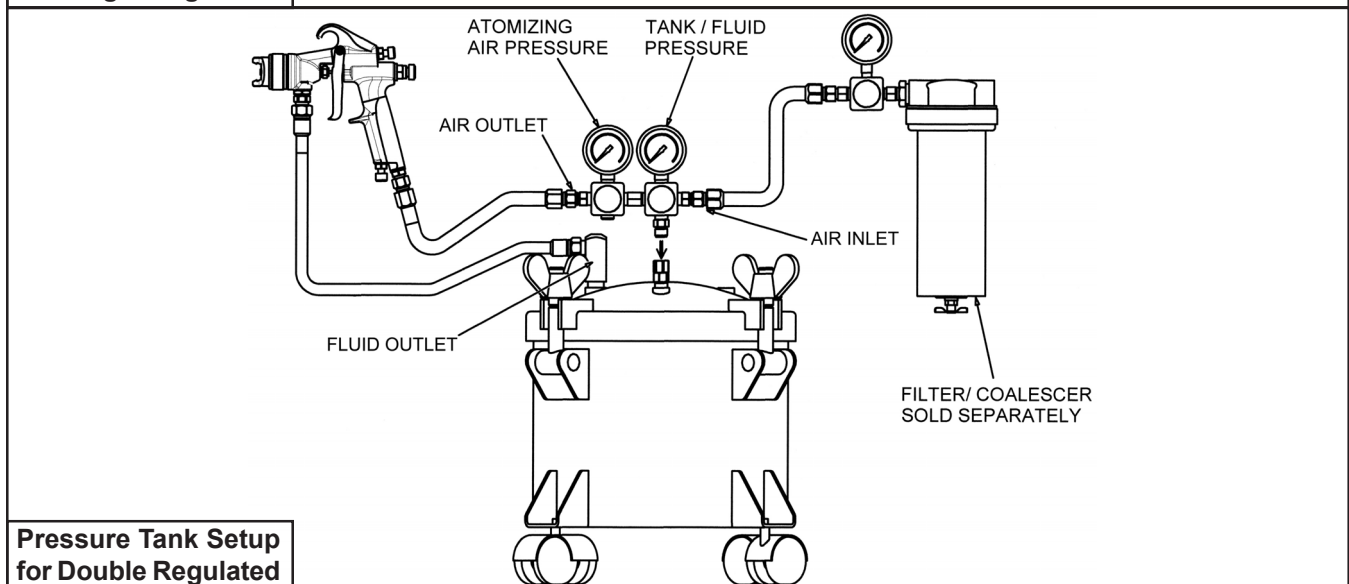
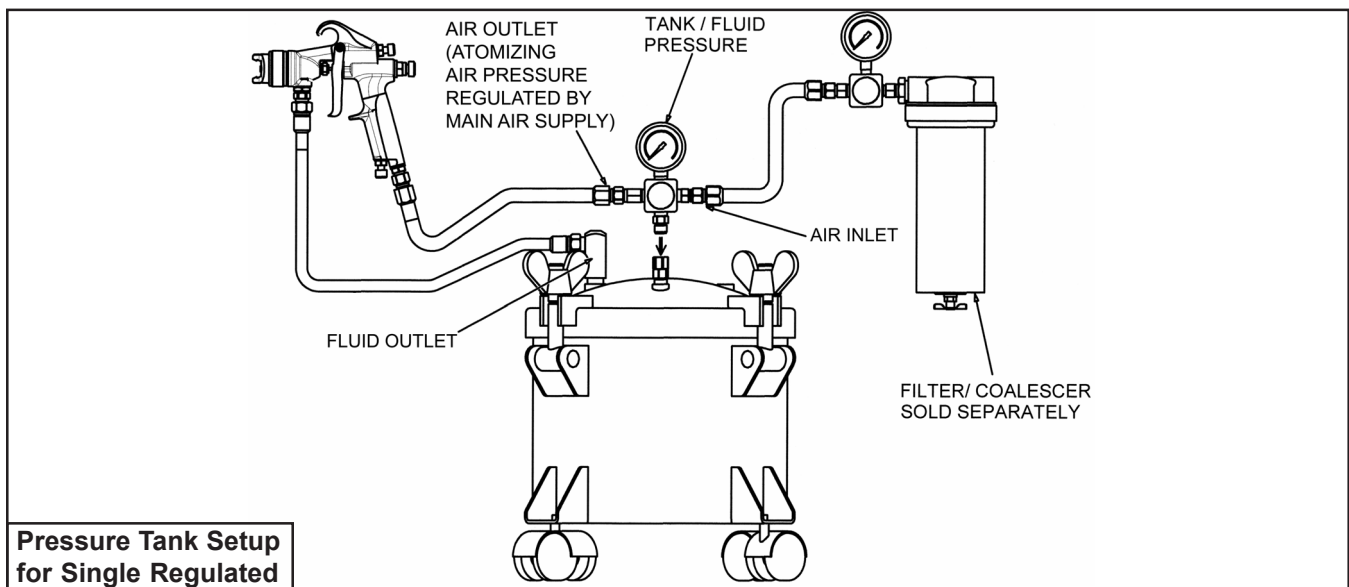
IMPORTANT NOTE: IF THIS PRESSURE TANK IS TO BE USED FOR SPRAYING FLAMMABLE MATERIALS, OPERATOR MUST NOT PRESSURIZE THIS TANK MORE THAN 15 PSI TO MEET OSHA REQUIREMENTS. FOR NON-ASME PRESSURE VESSELS. IT IS THE RESPONSIBILITY OF THE OPERATOR TO FOLLOW THIS MANDATORY PROCEDURE.

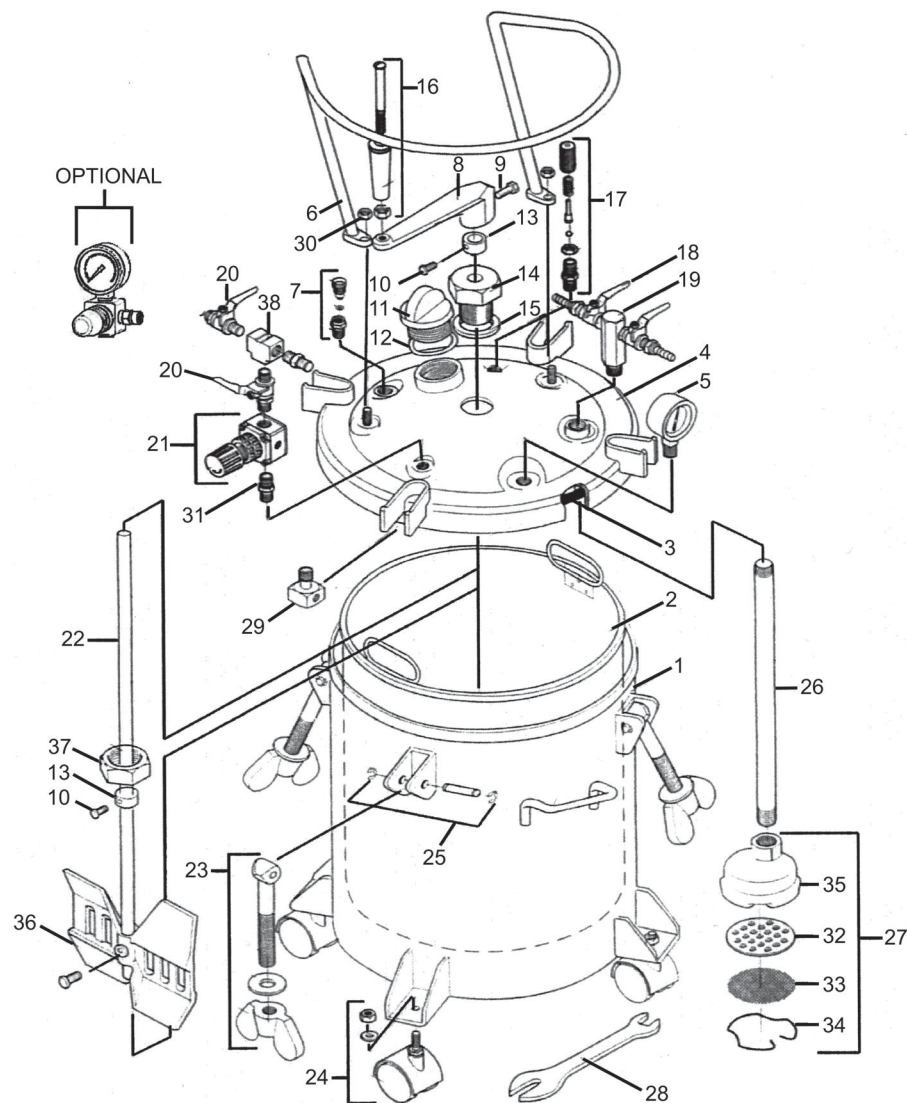
GENERAL INFORMATION

This pressure tank is equipped with either single or double air pressure regulation, material outlet shutoff valves for 2 guns, pressure safety relief valve, disposable plastic liner, tank vent valve, a manual agitator, and four caster wheels.

CAUTION!

1. Maximum tank pressure of 80 psi. The safety relief valve is designed to protect the tank against excessive pressures. **DO NOT** attempt to make adjustments to this valve. If this valve begins to vent air, reduce the setting on the air inlet regulator.
2. **DO NOT** alter the tank in any way by welding, drilling or machining as this may weaken the structure of the tank.
3. To prevent hazardous static sparks from occurring, always ground the tank by connecting a 12 ga. wire to the tank and to a known earth ground.
4. Halogenated solvents will react chemically with aluminum and may cause an explosion. Examples of halogenated solvents are 111 trichlorethane and methylene chloride. **DO NOT use the removable aluminum tank liner with any halogenated solvents.**
5. Be sure tank pressure is completely relieved before attempting to remove tank cover or material fill cap. Shut off the main air supply to the tank and vent pressure using the vent valve located on the tank lid.





ITEM NO.	PART NO.	DESCRIPTION	ITEM NO.	PART NO.	DESCRIPTION
1	51-538	Tank Shell	19	51-530	Material Outlet Manifold
2	51-543-10	Disposable Plastic Tank Liner (10pk)	20	52-150	Air Shut Off Valves
	51-539	Optional SS Tank Liner	21	52-6	Air Regulator (51-222 Opt. 2nd Reg)
3	51-520	Gasket (Available in 3 Pack)	22	51-518	Manual Agitator
4	51-528	Tank Lid Assembly	23	51-236	Eye Bolt Assembly
5	52-58	Pressure Gage	24	51-224	Caster (51-252 Opt. Stationary Feet)
6	51-535	Guard	25	51-233	Pin Assembly
7	51-234	Tank Vent Valve	26	51-534	Fluid Pickup Tube
8	51-525	Agitator Handle	27	51-532	Inlet Strainer Assembly
9	-	Screw 5/16-18 x 3/4 lg	28	51-225	Wrench
10	-	Screw 1/4-20 x 1/2 lg (2 Req'd)	29	51-237	Air Flow Diffuser
11	51-524	Material Fill Cap	30	98-0115	Nut 3/8-16
12	51-522	Seal Ring, Filler Cap	31	51-239	Double Male Nipple
13	51-540	Connection Ring (2 Req'd)	32	51-549	Inlet Screen Backing Plate
14	51-541	Centering Guide For Manual Agit	33	51-542	Inlet Screen
	51-533	Plug For No Agit (Not Show n)	34	51-519	Inlet Screen Retaining Clip
15	51-245	Seal Ring	35	51-548	Inlet Strainer Body
16	51-529	Agitator Handle Grip W Bolt & Nut	36	51-536	Paddle W/Bolt
17	51-229	Safety Relief Valve Assembly	37	51-259	Retaining Nut
18	52-151	Material Outlet Valves (2)	38	51-272	3-Way Union

Pressure Tanks Available From C.A. Technologies



2.5 Gallon Pressure Tank
51-201 Single Regulated
51-202 Double Regulated



2.5 Gallon Pressure Tank
With Air Powered Agitation
51-203 Single Regulated
51-204 Double Regulated



5 Gallon Pressure Tank
With No Agitation
51-507 Single Regulated
51-508 Double Regulated



5 Gallon Pressure Tank
With Manual Agitation
51-501 Single Regulated
51-502 Double Regulated



5 Gallon Pressure Tank
With Air Powered Agitation
51-503 Single Regulated
51-504 Double Regulated



10 Gallon Pressure Tank
With No Agitation
51-551 Single Regulated
51-552 Double Regulated



10 Gallon Pressure Tank
With Manual Agitation
51-557 Single Regulated
51-558 Double Regulated



10 Gallon Pressure Tank
With Air Powered Agitation
51-553 Single Regulated
51-554 Double Regulated